



China Train Booking App

Station Guide

Beijing Railway Station 北京站 / 13 Maojiangwan Hutong Dongcheng District Beijing 北京市东城区毛家湾胡同 13 号

(86-010-51831812)

● Quick Guide

[General Information](#)

[Board the Train / Leave the Station](#)

[Transportation](#)

[Station Details](#)

[Station Map](#)

[Useful Sentences](#)

● General Information

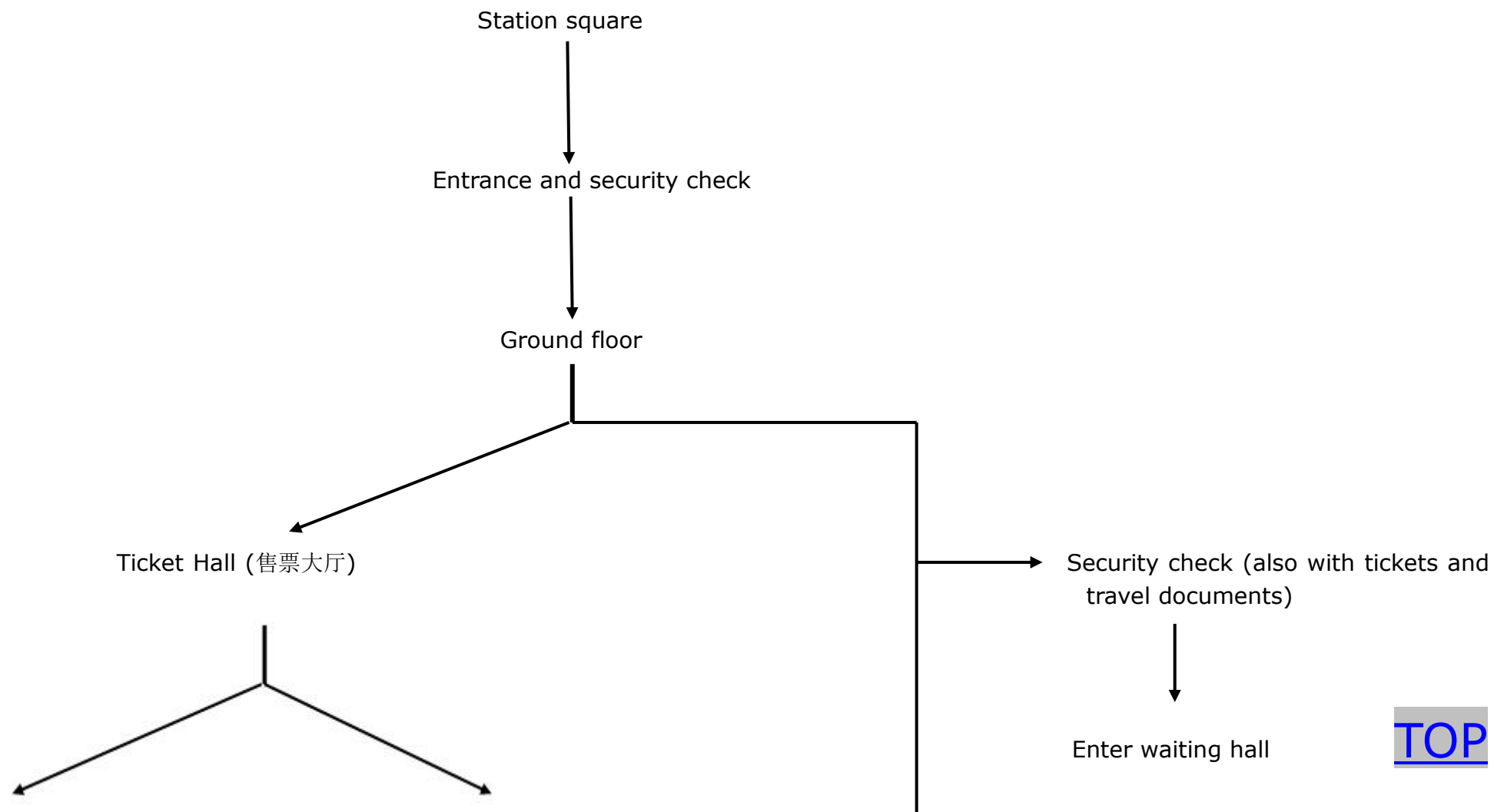
Beijing Railway Station (北京站) is located southeast of center of Beijing, inside the Second Ring. It used to be the largest railway station during the time of 1950s – 1980s. Subway Line 2 runs directly to the station and over 30 buses have stops here. Domestic trains and some international lines depart from this station, notably the lines linking Beijing to Moscow, Russia and Pyongyang, South Korea (DPRK). The station now operates normal trains and some high speed railways bounding south to Shanghai, Nanjing, Suzhou, Hangzhou, Zhengzhou, Fuzhou and Changsha etc,

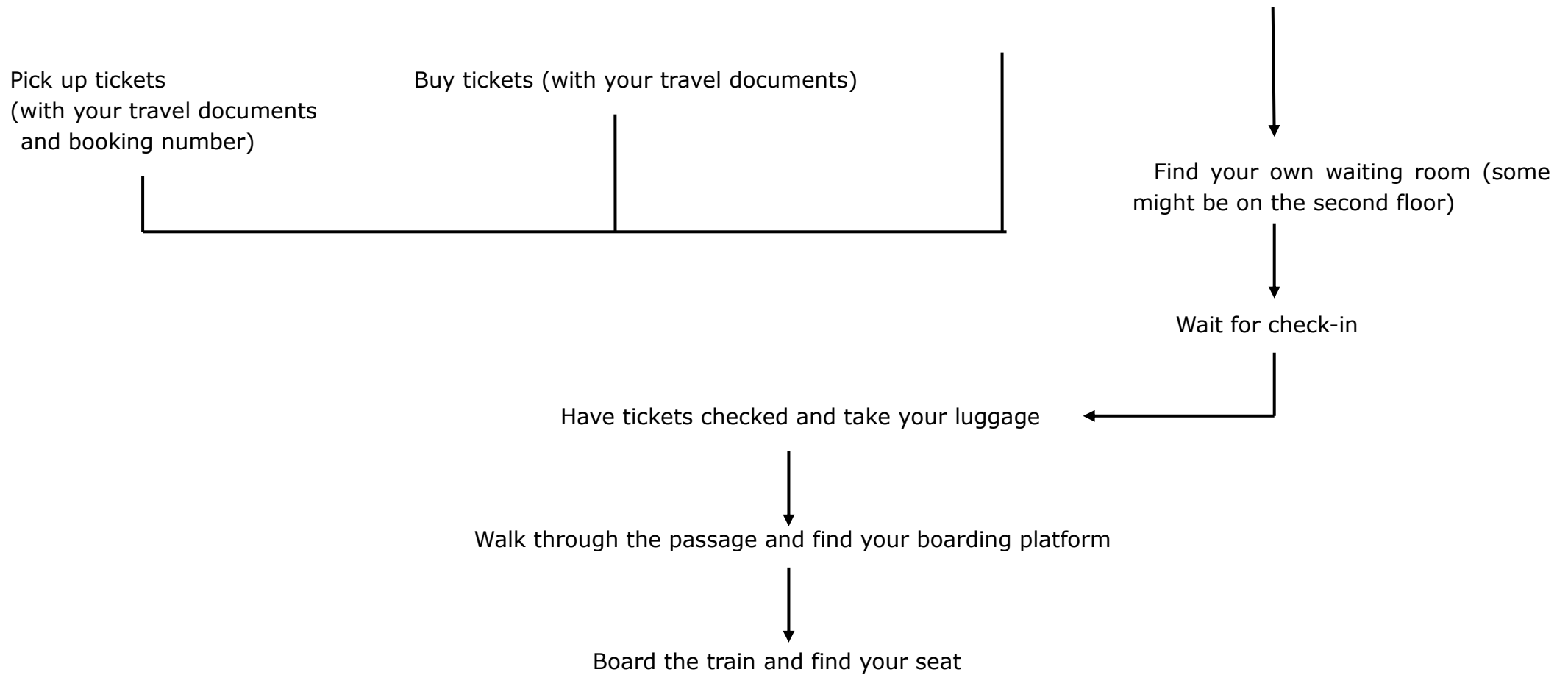
bounding north to Harbin, Tianjin, Changchun, Dalian, Hohhot, Urumqi, Shijiazhuang, and Yinchuan etc.

Beijing Railway Station is a vast station with nonstop crowds every day. Ground floor and second floor are open to passengers for ticketing, waiting, check-in and other services. **If your train departs from this station, we suggest you be here at least 2 hours ahead of the departure time.**

● Board the Train / Leave the Station

Boarding progress at Beijing Railway Station:





Leaving Beijing Railway Station:

When you get off the train station, follow the crowds to the exit passage that links to the exit hall. You will find an exit gate at the end of the hall and you will be out on the station square after passing. Find the direction of subway / bus station / taxi stop as stated on the passage wall or the road signs.

● Transportation

Address 13, Maojiangwan Hutong, Dongcheng District, Beijing 北京市东城区毛家湾胡同 13 号 (Tel: +86-010-51831812)

Bus

1. to Beijing Railway Station (北京站): 20, 24
2. to Beijing Railway Station Dong (北京站东): 9, 10, 20, 25, 39, 59, 122, 203 night bus, 204 night bus (inner ring), 204 night bus (outer ring), 209 night bus, 403, 420, 434, 457, 637, 638, 639, 640, 666, 668, 668 express, 673, 692, 729, 805, 805 express, 938, 957, 957-1
3. to Beijing Zhankou Dong (北京站口东): 1, 1 night bus, 2 special bus, 24 night bus, 37, 52, 99, 120, 126, 420, 637, 666

Subway

Subway Line 2: Straight to Beijing Railway Station (北京站)

Subway Line 1: Jianguomen Station (建国门站) / Fuxingmen Station (复兴门站) → change to Line 2 → Beijing Railway Station (北京站)

Subway Line 4: Xuanwumen Station (宣武门站) → change to Line 2 → Beijing Railway Station (北京站)

Subway Line 5: Yonghegong Station (雍和宫站) / Chongwenmen Station (崇文门站) → change to Line 2 → Beijing Railway Station (北京站)

Subway Line 6: Chegongzhuang Station (车公庄站) / Chaoyangmen Station (朝阳门站) → change to Line 2 → Beijing Railway Station (北京站)

Subway Line 7: Caishikou Station (菜市口站) → change to Line 4 → Xuanwumen Station (宣武门站) → change to Line 2 → Beijing Railway Station (北京站)

Subway Line 8: Nanluoguxiang Station (南锣鼓巷站) → change to Line 6 → Chegongzhuang Station (车公庄站) / Chaoyangmen Station (朝阳门站) → change to Line 2 → Beijing Railway Station (北京站)

Subway Line 9: Beijing Xi Railway Station (北京西站) → change to Line 7 → Caishikou Station (菜市口站) → change to Line 4 → Xuanwumen Station (宣武门站) → change to Line 2 → Beijing Railway Station (北京站)

Subway Line 10: Gongzhufen Station (公主坟站) / Guomao Station (国贸站) → change to Line 1 → Jianguomen Station (建国门站) / Fuxingmen Station (复兴门站) → change to Line 2 → Beijing Railway Station (北京站)

Subway Line 13: Xizhimen Station (西直门站) → change to Line 4 → Xuanwumen Station (宣武门站) → change to Line 2 → Beijing Station (北京站)

Subway Line 14-West: Qilizhuang Station (七里庄站) → change to Line 9 → Beijing Xi Railway Station (北京西站) → change to

Line 7 → Caishikou Station (菜市口站) → change to Line 4 → Xuanwumen Station (宣武门站) → change to

Line 2 → Beijing Railway Station (北京站)

Subway Line 14-East: Jintai Road Station (金台路站) → change to Line 6 → Chegongzhuang Station (车公庄站) / Chaoyangmen Station (朝阳门站) → change to Line 2 → Beijing Railway Station (北京站)

Subway Line 15: Wangjing Xi Station (望京西站) → change to Line 13 → Dongzhimen Station (东直门站) → change to Line 2 → Beijing Railway Station (北京站)

Taxi

Show this to the driver: 请带我到北京火车站，谢谢！ (Please take me to Beijing Railway Station, thank you!)

Taxi fee: starting price 10RMB/3km, toll range 2RMB for 1km, extra 15% of the total fee during 10PM to next 6AM.

To other railway stations

To Beijing West Railway Station (北京西站)

Beijing West Railway Station is located in Fengtai District. To go there, you can take Subway Line 2 to Xuanwumen Station (宣武门站, 4 stops), change to Line 4, to Caishikou Station (菜市口站, 1 stop) and change to Line 7, straight to Beijing West Railway Station (北京西站, 4 stops). The journey takes about 40 minutes.

To Beijing South Railway Station (北京南站)

Beijing South Railway Station is located in Fengtai District. To go there, you can take Subway Line 2 to Xuanwumen Station (宣武门站, 4 stops), change to Line 4, straight to Beijing South Railway Station (北京南站, 2 stops). The journey takes about 30 minutes.

● Station Details

Domestic Train Routes

162 train routes operating from/to/passing Beijing Railway Station.

To Shanghai: T109 and No.1461

To Guangzhou: Z13

To Changchun: D21, D25, K339, Z157 etc
To Wuhan: K967, T145, T17 etc
To Zhengzhou: K267, K967, T1, T145 and Z13
To Nanning: G421, G529, Z5, Z285 and T289
To Kunming: Z53, Z161 and K471

International Train Routes

To Ulaanbaatar, Mongolia and Moscow, Russia – K3 every Wednesday; To Moscow, Russia – K19 every Saturday; To Ulaanbaatar, Mongolia – K23 every Saturday; To Pyongyang, North Korea – K27, every day except Tuesday, Friday and Sunday.

Note: Tickets of international routes shall be purchased via a travel company, ticket offices in Beijing Railway Station only sells the ticket for the domestic journey of the international routes.

Security Check

There will be two security checks before you board the train. The first one is at the entrance, you and your luggage will be scanned, no need to show your travel documents at this one. Before you get into the waiting hall, there will be the second one and you will need to show your identities.

Things that are not allowed to take in: firearms (guns, knives, ammunition of any caliber in any quantity etc), explosives (including fireworks and pyrotechnics) and imitation explosives or devices, items containing incapacitating gases, liquids or other substances (including CS gas sprays), inflammable substances except in minimal quantities (eg. lighters), butane gas, any items that are prohibited or limited by the government, live animals and insects and anything that can do harm to other passengers and public hygiene. Luggage that exceeds the limitation of the regulation shall not be brought onto train either.

Baggage Allowance

The maximum carry-on baggage allowance for each adult passenger is 20 kg and 10 kg for each child. The total length of each item can not exceed 160 cm. The above limitation is not applicable to wheelchair, which can be brought onto the train for free. Baggage space is limited and must be stored in your car so it is advised to travel lightly.

[TOP](#)

Ticket Offices

There are 57 ticket counters at Beijing Railway Station, selling train tickets that depart from or pass by Beijing, selling day up to 20 days ahead. Ticket offices are open 24/7. Automatic ticketing machines can be found on the ground floor but only Chinese ID cards can be used for self-ticketing services.

Counter 25 and 26 in the Ticket Office Hall (售票大厅) processes ticket cancellation, endorse and refund.

For passengers bounding to Tianjin, quick pass at the Green Channel (绿色通道) to buy tickets on the second floor.

Ticket Checking

The second floor is the Central Check-in Hall (中央检票大厅). You can get your tickets checked at any check counter. There will be a LED screen telling you where to head after your tickets are checked. Be at the Check-in Hall at least 1 hour ahead of the departure time as stated on your paper tickets.

Waiting Hall

Both floors have waiting halls, total 7 waiting rooms and 6 VIP lounges. English service is available in soft sleeper/seat waiting rooms.

Luggage Services

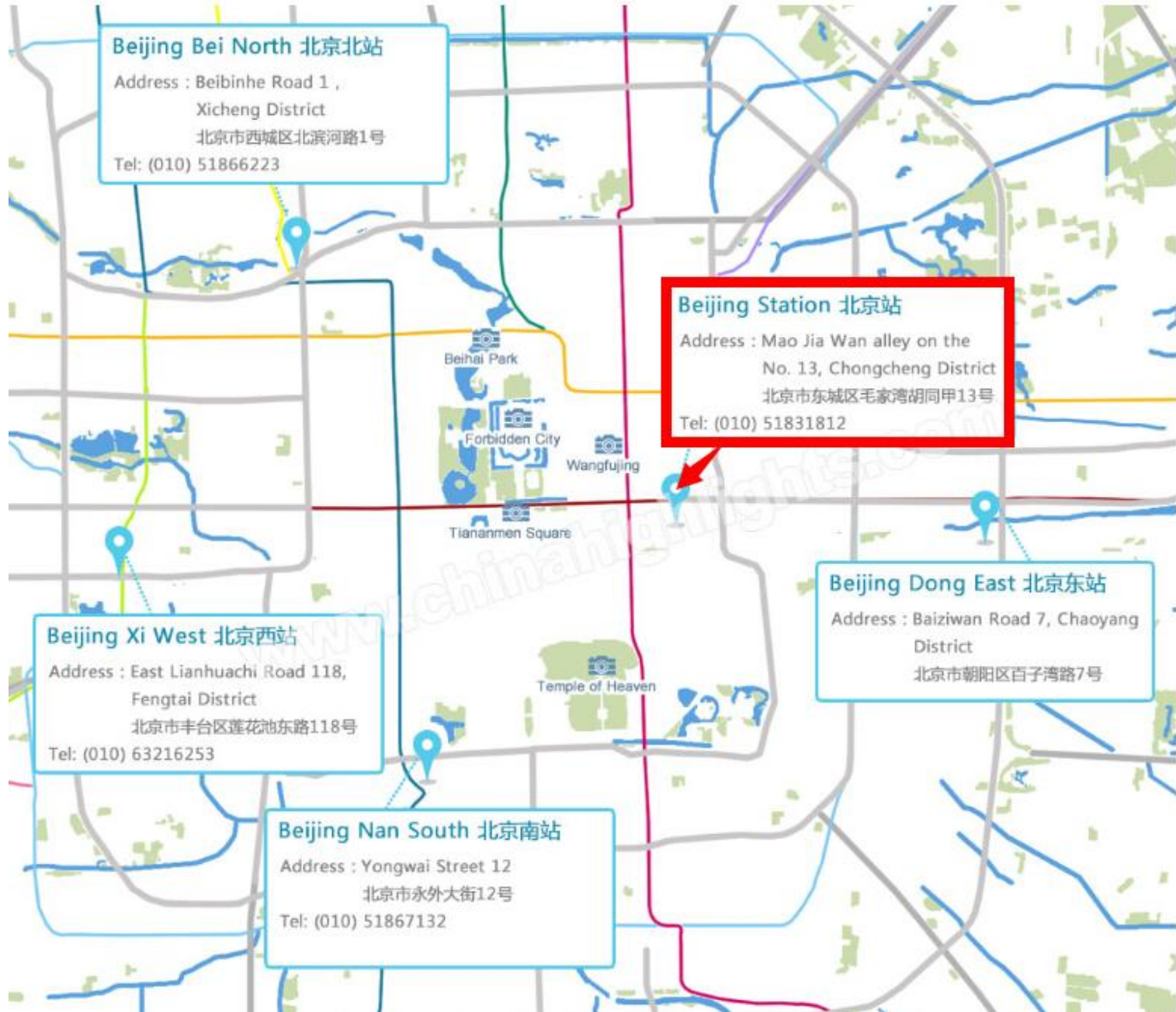
At the left side of the entrance on the ground floor, there is a Luggage Carrier Service (行李包裹承运处). If you carry luggage that is beyond 20kg, you should have your luggage carried to your destination at this counter.

For luggage deposit, you can either use the auto locker in the waiting hall or luggage deposit shops at the entrance.

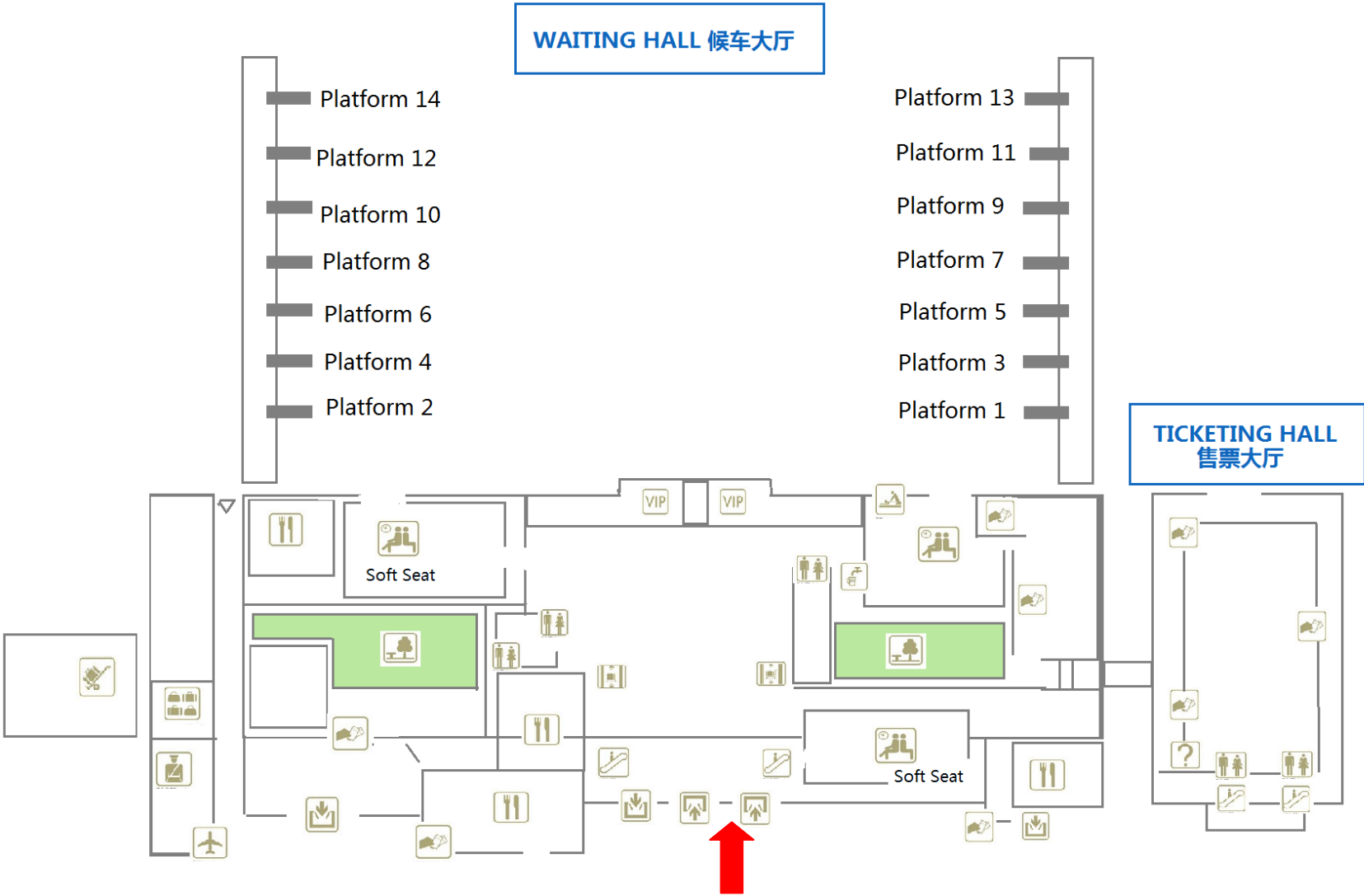
The station crew in red caps can carry your luggage onto the train at a starting price of 10RMB/piece.

● Map of Beijing Railway Station

City Map



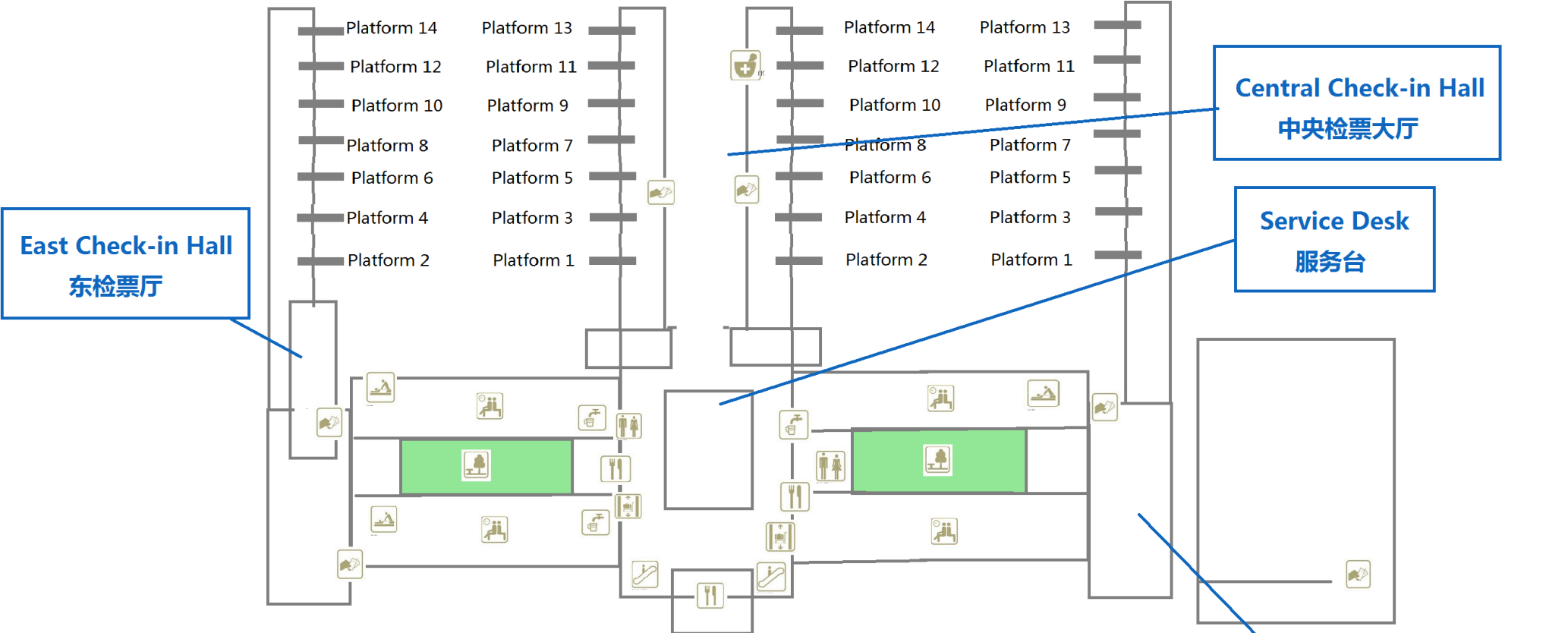
Ground floor



MAP - Ground Floor

- | | | | | |
|------------------|--------------------|------------------|---------------------------|----------------|
| - Ticket counter | - Exit | - Restaurant | - Luggage deposit | - Garden |
| - Bathroom | - Information desk | - Flight booking | - Coffee | - Nursing room |
| - Waiting room | - VIP lounge | - Elevator | - Luggage carrier service | |
| - Entrance | - Escalator | - Drinking water | - Custom | |

Second floor



MAP - Second Floor

- Ticket counter
- Bathroom
- Waiting room
- Entrance
- Garden
- Nursing room
- Exit
- Information desk
- VIP lounge
- Escalator
- Restaurant
- Flight booking
- Elevator
- Drinking water
- Luggage deposit
- Coffee
- Luggage carrier service
- Custom

● Useful Sentences

**Show the sentence you'd like to ask to the station crew if you need help*

1. Online booking and pick up tickets:

请问网络订票的取票窗口在哪里？

(Where is the pick-up counter for tickets booked online, please?)

2. Cancel tickets:

请问在哪个窗口办理退票？

(Where can I cancel my tickets, please?)

3. Endorse tickets:

请问在哪个窗口办理改签？

(Where can I endorse my tickets, please?)

4. Find bathroom:

请问洗手间在哪里？

(Where is the bathroom, please?)

5. Find restaurant:

请问这附近有餐厅吗？

(Where is the nearest restaurant, please?)

6. (Show your tickets at the same time) Find platform:

请问我应该在哪个站台进站？

(Would you please tell me where my platform is?)