



China Train Booking App

Station Guide

Guangzhou South Railway Station 广州南站 / South of Shixing Avenue, Shibi Street, Fanyu District, Guangzhou 广州番禺区石壁街石兴大道南 (86-020-39267222)

● Quick Guide

[General Information](#)

[Board the Train / Leave the Station](#)

[Transportation](#)

[Station Details](#)

[Station Map](#)

[Useful Sentences](#)

● General Information

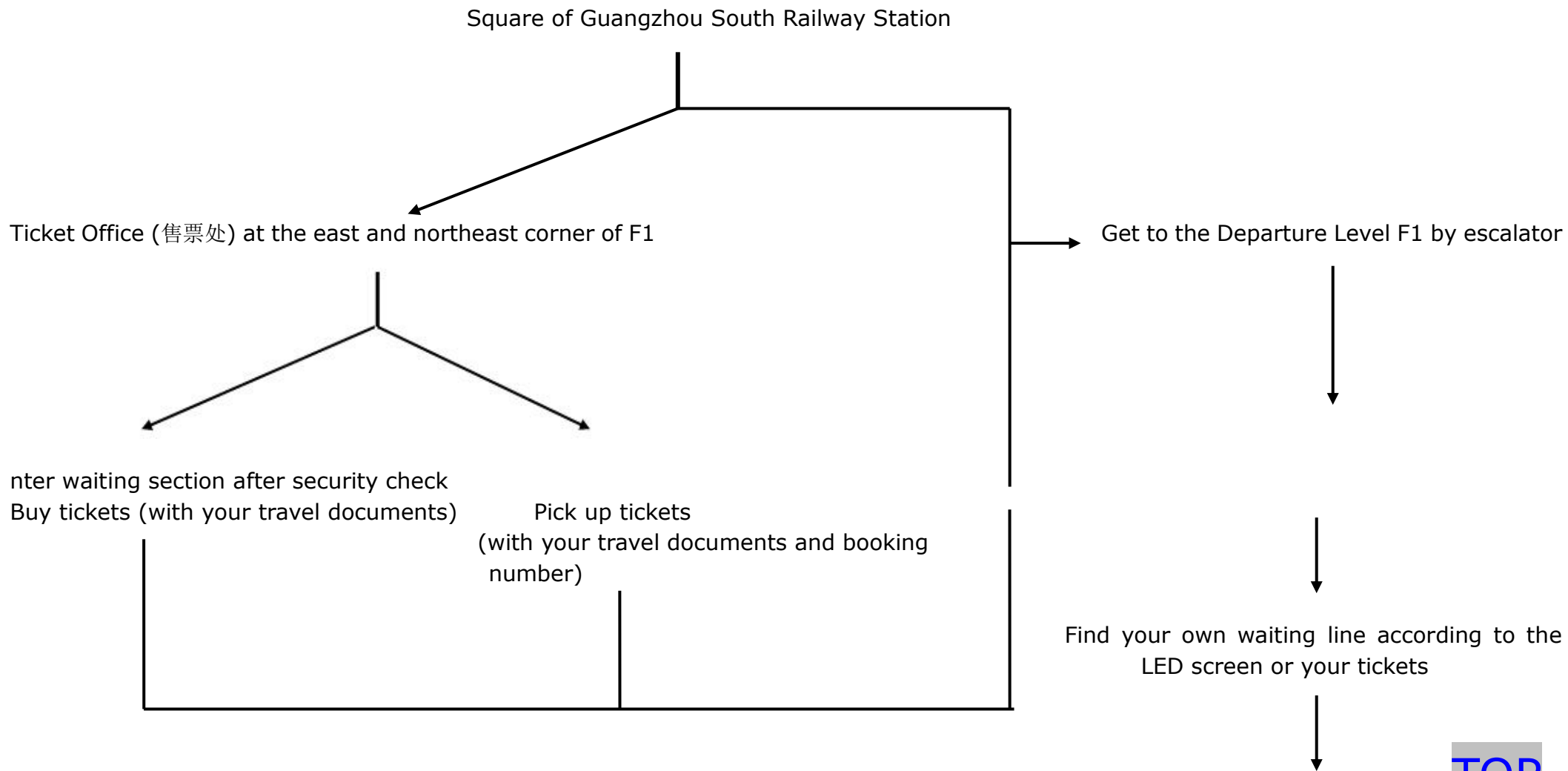
Guangzhou South Railway Station (广州南站), also called New Guangzhou Railway Station, is located at Shibi Street, Panyu District, Guangzhou, Guangdong. It has served Guangzhou since 2010, and is 17 kilometers from the city center. It is one of the four main railway stations in Guangzhou. The other three are Guangzhou Railway Station, Guangzhou North Railway Station, and Guangzhou East Railway Station. After its opening, Guangzhou South Railway Station has been gradually taking the leading role of train transport from Guangzhou Railway Station, becoming one of the six key passenger train hubs of China.

Despite of its easy accessibility from every corner of the city, ticket-checking and waiting would take a long time so **we strongly suggest you**

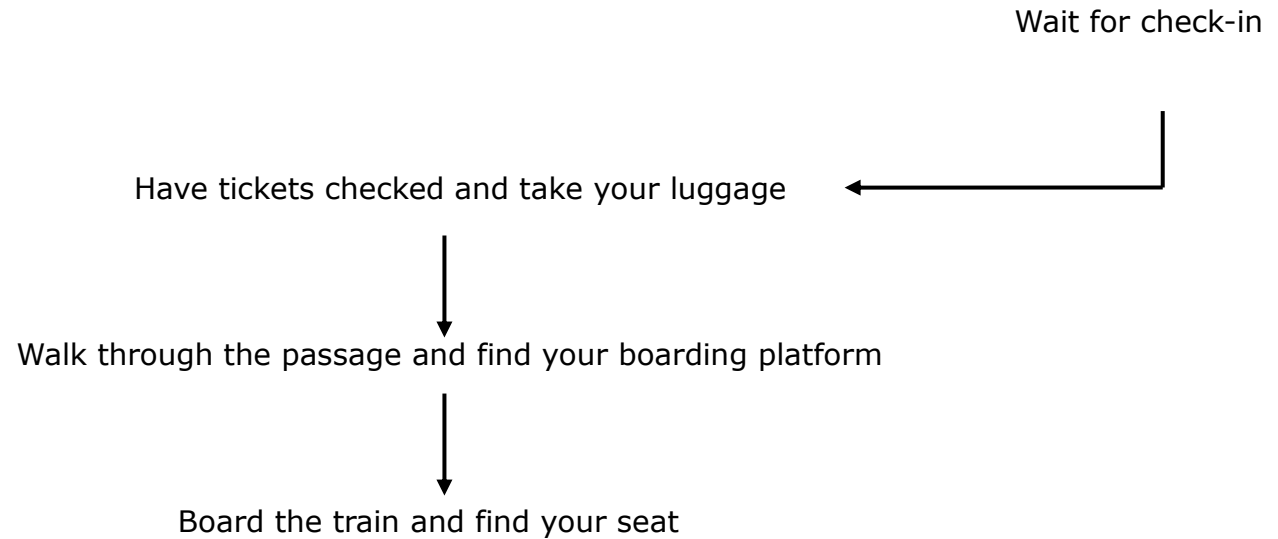
be at the station as least 2 hours prior to your departure time, especially if you haven't bought tickets in advance.

● Board the Train / Leave the Station

Boarding progress at Guangzhou South Railway Station:



[TOP](#)



Leaving Guangzhou South Railway Station:

Passengers can walk through the tunnel to the exit after the trains pull off. There might also be ticket checking at the exit. The exit of the railway station is connected with Guangzhou Metro, Line 2. Get up on the square ground, you can catch a bus or take a taxi.

● Transportation

Address: South of Shixing Avenue, Shibi Street, Fanyu District, Guangzhou 广州番禺区石壁街石兴大道南 (86-020-39267222)

Bus

1. To/from Guangzhou South Railway Station (广州南站): 61 night bus, 75 Fanyu line, 79 night bus, 99 Fanyu line, 100 Fanyu line, 101 Fanyu line, 108 Fanyu line, 145 Fanyu line, 288-A, 301-A, 303-A, 309-A
2. To/from Guangzhou Baiyun International Airport (广州白云国际机场): 303-A and change to Metro Line 3

Subway

Metro Line 1: Gongyuanqian Station (公园前站) → change to Line 2 → Guangzhou South Railway Station (广州南站)

Metro Line 2: straight to Guangzhou South Railway Station (广州南站)

Metro Line 3: Tiyu Xi Road Station (体育西路站) → change to Line 1 → Gongyuanqian Station (公园前站) → change to Line 2 → change to Line 2 → Guangzhou South Railway Station (广州南站)

Metro Line 4: Wanshengwei Station (万胜围站) → change to Line 8 → Changgang Station (昌岗站) → change to Line 2 → Guangzhou South Railway Station (广州南站)

Metro Line 5: Guangzhou Railway Station (广州站) → change to Line 2 → Guangzhou South Railway Station (广州南站)

Metro Line 6: Haizhu Plaza Station (海珠广场站) → change to Line 2 → Guangzhou South Railway Station (广州南站)

Metro Line 8: Changgang Station (昌岗站) → change to Line 2 → Guangzhou South Railway Station (广州南站)

Guangfo Metro Line: Xilang Station (西朗站) → change to Line 1 → Gongyuanqian Station (公园前站) → change to Line 2 → Guangzhou South Railway Station (广州南站)

Taxi

Show this to the driver: 请带我到广州南站，谢谢！ (Please take me to Guangzhou South Railway Station, thank you!)

Taxi fee: starting price 10RMB/2.5km, toll range 2.6RMB for 1km.

To other railway stations

To Guangzhou Railway Station (广州站)

Guangzhou Railway Station lies in the Yuexiu District. You can take metro line 2 (towards Jiahewanggang, 15 stops) from Guangzhou South to Guangzhou Railway Station. It is a 40-minute journey.

To Guangzhou East Railway Station (广州东站)

Located at 1, Dongzhan Road, Tianhe District. It can be reached directly by taking Metro Line 2 and change to Line 1 at Gongyuanqian Station (公园前站), then going straight to Guangzhou East Railway Station. The journey takes about 20 minutes.

● Station Details

Domestic Train Routes

Guangzhou South Railway Station is at the junction of Guangzhou–Shenzhen–Hong Kong Express Rail Link, Guangzhou–Zhuhai Intercity High-Speed Railway, Guizhou–Guangzhou High-Speed Railway, and Nanning–Guangzhou High-Speed Railway, and it is the terminus of Beijing–Guangzhou High-Speed Railway. It serves G-series CRH (China Railway High-speed) trains to Wuhan, Shenzhen, Changsha, Taiyuan, Xi’an, Zhengzhou, Xinyang, and Yueyang. Less expensive D-series trains to Hengyang, Binzhou, Shaoguan, Changsha, Wuhan, Zhuhai, and Xinhui are also available.

C-trains: to Xinhui, Zhuhai and Zhongshan

D-trains: to Beijing, Guilin, Guiyang, Liuzhou, Nanning, Shanghai, Shenzhen, Wuhan,

G-trains: to Beijing, Guilin, Chaoshan, Changsha, Huaihua, Luohe, Nanchang, Shanghai, Shangyao, Shenzhen, Shijiazhuang, Wuhan, Qingdao, Xinyang, Yueyang, Zhengzhou, Yichang, Xi’an and Taiyuan etc.

Security Check

Before getting onto the Departure Level on F1, you will pass a security check. You will be requested to show your identification or travel documents, and your baggage will go through a scanning machine.

Baggage Allowance

The maximum carry-on baggage allowance for each adult passenger is 20 kg and 10 kg for each child. The total length of each item can not exceed 160 cm. The above limitation is not applicable to wheelchair, which can be brought onto the train for free. Baggage space is limited and must be stored in your car so it is advised to travel lightly.

Ticket Offices

Ticket Office 1 can be found at the northeast corner of F1. There are ticket counter and automatic ticketing machines. You will need your passport and booking number to collect tickets. Automatic ticketing machines provide self ticketing services for

Chinese ID card holders.

You can pick up, change or cancel train tickets at any counter. Tickets of trains that do not depart from Guangzhou can also be cancelled or endorsed at this station with a certain amount of cost depending on the day of action.

Numbers of the counters for ticket cancellation and endorse can be changed. Use the following sentences to find the right place:

1. 请问去哪个窗口退票?

(Which counter can I cancel my tickets, please?)

2. 请问去哪个窗口改签?

(Which counter can I endorse my tickets, please?)

Ticket Checking

At the exit to each platform of the waiting room, there will be both manual ticket check and automatic ticket check machines. You don't have to show your travel documents until you get on the train. **The checking stops 5 minutes before the departure time.** Make sure you are in the line and don't miss it.

Waiting Hall

Find the waiting hall on F3 by taking the escalator. To find your exact waiting zone, you can follow the LED screen or read your tickets to find your own waiting room.

Luggage Services

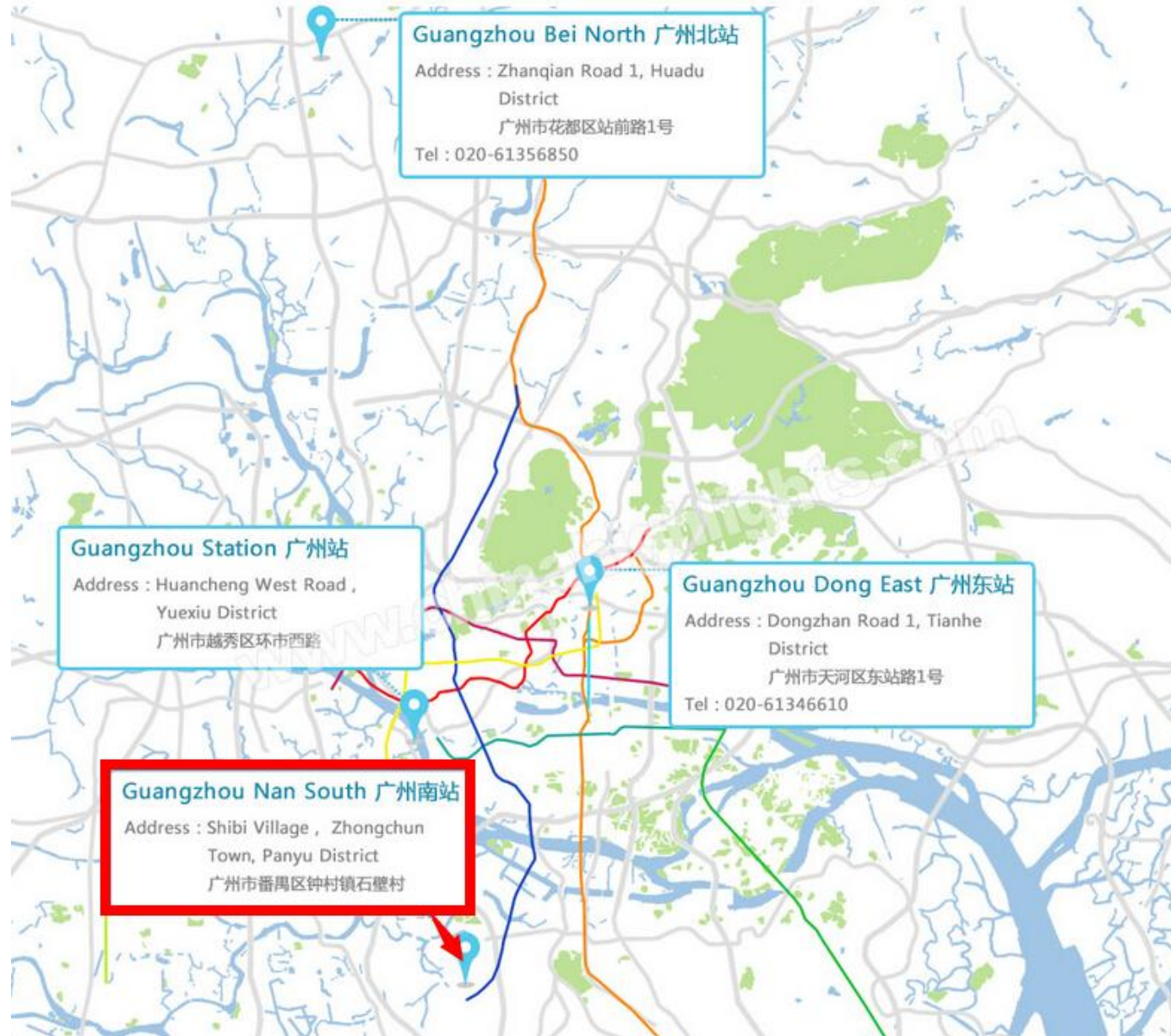
Luggage delivery service is not available at Guangzhou South Railway Station.

By both sides of the ticketing hall, they have the temporary luggage deposit desk, price starting from 5RMB/piece for one day. Overnight costs extra.

Staffers in red cap will help you carry large luggage onto the train, 10RMB/piece.

● Map of Guangzhou South Railway Station

City map



● Useful Sentences

**Show the sentence you'd like to ask to the station crew if you need help*

1. Online booking and pick up tickets:

请问网络订票的取票窗口在哪里？

(Where is the pick-up counter for tickets booked online, please?)

2. Cancel tickets:

请问在哪个窗口办理退票？

(Where can I cancel my tickets, please?)

3. Endorse tickets:

请问在哪个窗口办理改签？

(Where can I endorse my tickets, please?)

4. Find bathroom:

请问洗手间在哪里？

(Where is the bathroom, please?)

5. Find restaurant:

请问这附近有餐厅吗？

(Where is the nearest restaurant, please?)

6. (Show your tickets at the same time) Find platform:

请问我应该在哪个站台进站？

(Would you please tell me where my platform is?)